

Simple Steps How To Buy Xanax Online Using Telehealth Home Delivery




In today's digital healthcare era, managing anxiety and panic disorders has become more convenient with telehealth services and licensed online pharmacies. Patients can now consult healthcare professionals, receive prescriptions, and get medications like Xanax delivered directly to their homes—securely and efficiently.

This guide breaks down the process into simple steps so you can understand how to access treatment safely while maintaining privacy and convenience.

BUY Here Now:- <https://weshoponline.me/shop/?trk=g77aOPHpid>






What is Xanax?

Xanax (alprazolam) is a prescription medication used to treat anxiety and panic disorders. It works by calming the central nervous system, helping reduce symptoms like excessive worry, restlessness, and panic attacks.

 **Important:** Xanax is a controlled medication and must be used under the supervision of a licensed healthcare provider.

Why Use Telehealth for Xanax?

Telehealth has made mental healthcare more accessible than ever:

-  **Convenient Access** – Consult doctors from home
 -  **Home Delivery** – Medication shipped directly to you
 -  **Secure Systems** – Protected medical and payment data
 -  **Privacy** – Confidential consultations and packaging
 -  **Wide Availability** – Access care regardless of location
-

Simple Steps to Order Xanax Online

Step 1: Choose a Licensed Telehealth Provider

Start with a reputable platform that connects you with certified medical professionals.

Step 2: Create Your Account

Register and provide your basic health details.

Step 3: Schedule or Start a Consultation

Speak with a licensed doctor via video, phone, or secure chat.

Step 4: Complete Medical Evaluation

The provider assesses your symptoms, medical history, and treatment needs.

Step 5: Receive a Prescription (If Approved)

If Xanax is appropriate, the doctor will issue a valid prescription.

Step 6: Select a Licensed Pharmacy

Choose a verified pharmacy partner to fill your prescription.

Step 7: Place Your Order

Upload prescription (if required), select dosage, and choose delivery options.






Step 8: Secure Checkout

Pay using encrypted payment systems for safety.

Step 9: Track Home Delivery

Receive tracking updates until your medication arrives.

Benefits of Telehealth + Home Delivery





-  Saves time and travel
 -  Ensures access to licensed professionals
 -  Provides genuine, pharmacy-dispensed medication
 -  Offers discreet and private service
 -  Supports ongoing treatment and follow-ups
-

Safety Tips Before You Order

- Only use licensed platforms
 - Never trust “no prescription” offers
 - Follow your doctor’s dosage instructions
 - Avoid mixing with alcohol or other sedatives
 - Keep medication stored securely
-

Payment & Privacy

Most platforms support:

-  Credit/Debit cards
-  Encrypted transactions
-  Transparent billing
-  Confidential patient data handling

Final Thoughts

Using telehealth to order Xanax online with home delivery is a **simple, safe, and effective** way to manage anxiety treatment. By following the proper steps and choosing licensed providers, you can access care with confidence while protecting your health and privacy.